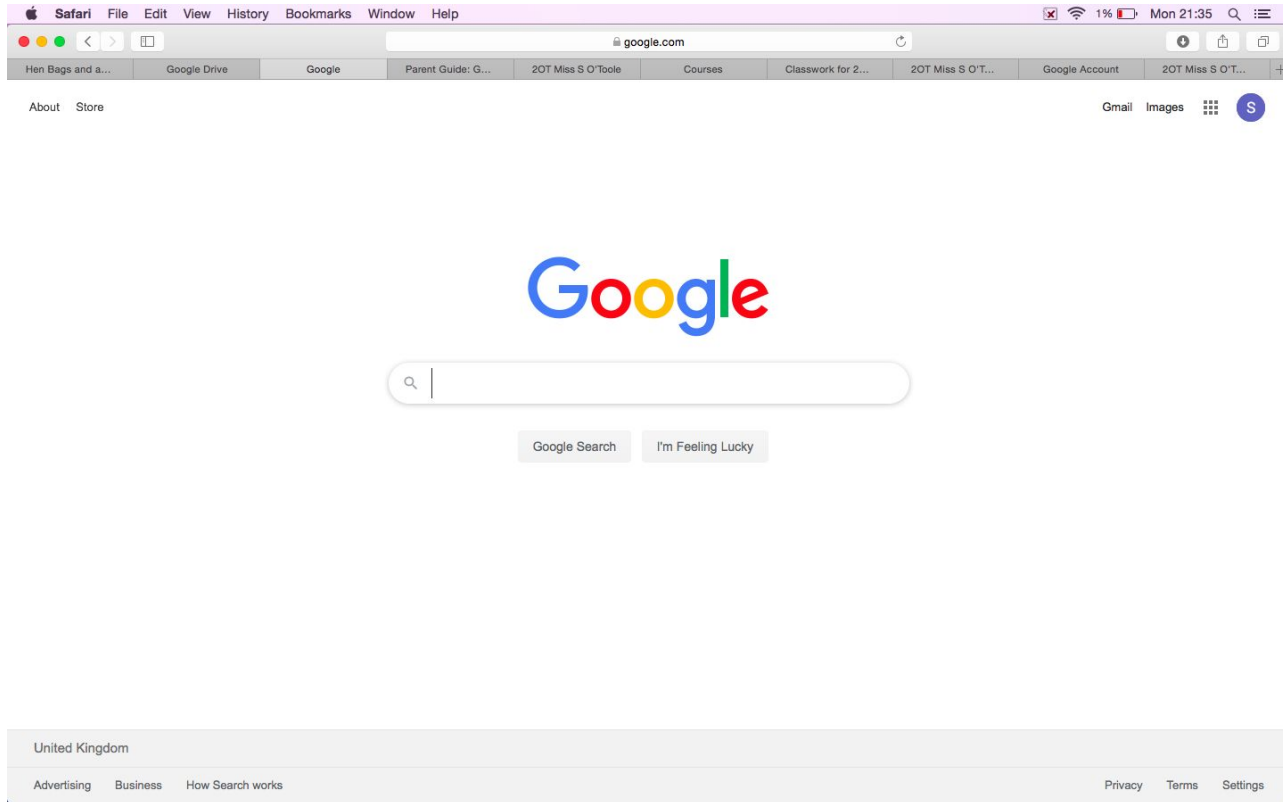


Load up Google Homepage



Signing into Google

Google

Sign in

Use your Google Account

Email or phone

[Forgot email?](#)

Not your computer? Use Private Browsing windows to sign in. [Learn more](#)

[Create account](#)

Next

English (United States) ▾ [Help](#) [Privacy](#) [Terms](#)

Google

Welcome

[redacted]@elmhurst.newvisiontrust.co.uk ▾

Enter your password

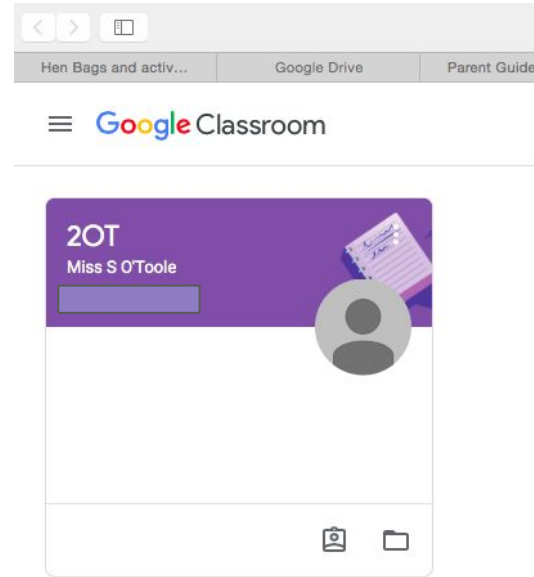
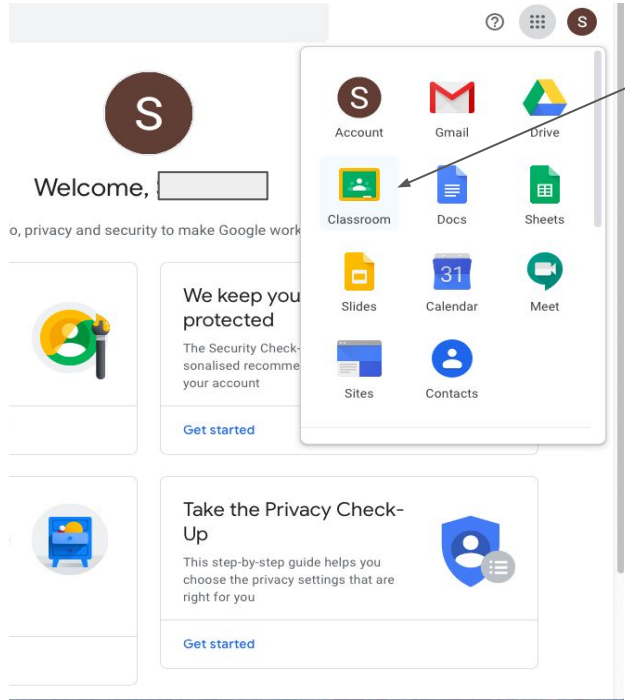
 [?](#) [👁](#) [▾](#)

[Forgot password?](#)

Next

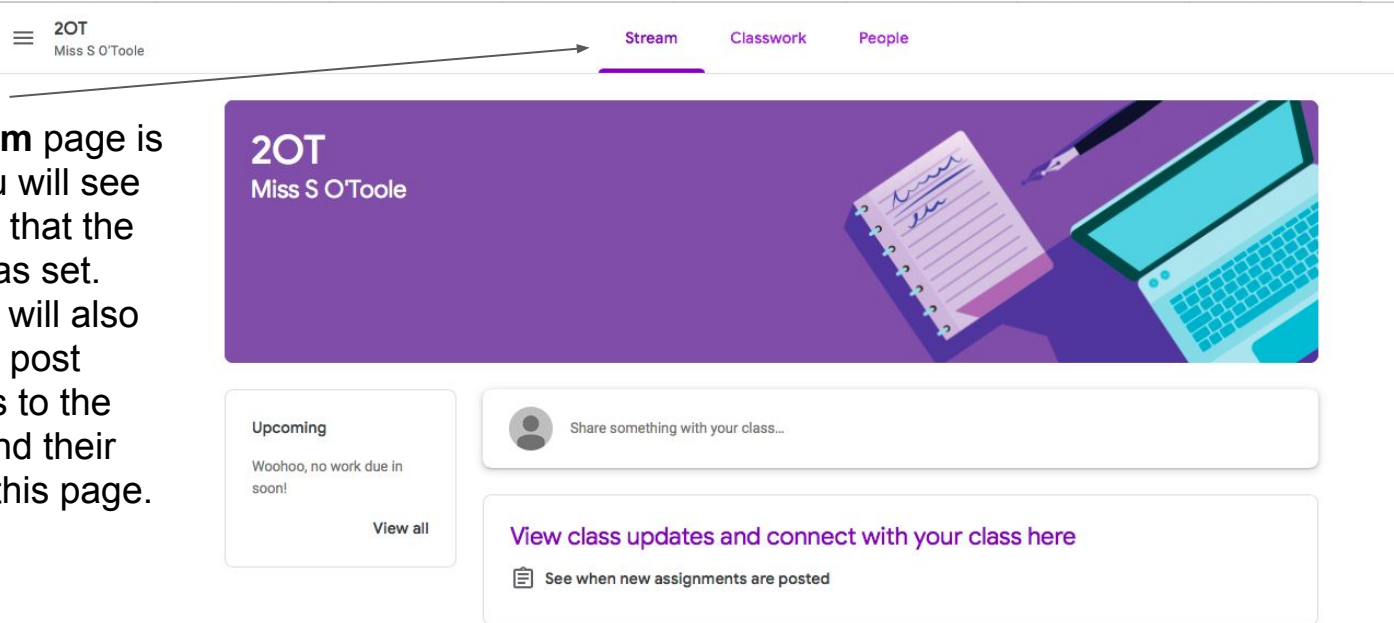
English (United States) ▾ [Help](#) [Privacy](#) [Terms](#)

Click on the 9 dots in the top right hand corner and then 'classroom'.



Your child's classroom will then appear. Click on the classroom to open it up.

Classroom homepage



The **stream** page is where you will see classwork that the teacher has set. Your child will also be able to post comments to the teacher and their peers on this page.

Accessing classwork

You can keep track of the classwork that your child has been assigned by clicking on the 'classwork' tab.

The screenshot shows a user interface for a class page. At the top, there are three tabs: 'Stream', 'Classwork', and 'People'. The 'Classwork' tab is selected and highlighted with a purple underline. Below the tabs is a purple header banner with the text '2OT Miss S O'Toole' on the left and an illustration of a notebook, a pen, and a laptop on the right. Below the banner, there are three main sections: 1. An 'Upcoming' section with a white background, containing the text 'Woohoo, no work due in soon!' and a 'View all' link. 2. A sharing box with a white background and a grey border, containing a person icon and the text 'Share something with your class...'. 3. A classwork post with a light purple background, containing a document icon, the text 'Slobhan O'Toole posted a new assignment: The Great Fire of London Quiz', the time '21:10', and a three-dot menu icon on the right.

A new post will be created on the **stream** page each time the teacher uploads classwork.

Submitting work

The screenshot shows a Safari browser window with the address bar at classroom.google.com. The page title is 'The Great Fire of London Quiz' with a value of 100 points. The teacher is identified as Siobhan O'Toole. The interface includes a 'Your work' section with an 'Add or create' button and a prominent purple 'Mark as Done' button. Below this is a 'Private comments' section with an 'Add private comment...' button. A red arrow points from the text on the right to this button. At the bottom, there is a 'Class comments' section with an 'Add class comment...' input field.

Once the work is complete, click on 'mark as done'.

This will then be sent to the teacher to mark and comment on.

You can talk to your teacher privately without it being public on the class stream.